

MODEL: 8090-802-278

SPECIFICATIONS:

MODEL NUMBER: 8090-802-278

PUMP DESIGN: Positive Displacement 3 Chamber Diaphragm Pump

CHECK VALVE: (2-Way Op.) Prevents Reverse Flow & 6 Ft. Head Forward Flow

CAM: 2.5 Degree

MOTOR: Permanent Magnet, P/N 11-160-10, Thermally Protected

VOLTAGE: 230 VAC Nominal

PRESSURE SWITCH: Adjustable Shut-Off (Range 80-100 PSI)

Factory Set @ 100 PSI, Turn On 85 PSI $5 \pm$ PSI

LIQUID TEMPERATURE: 180 Degrees Fahrenheit (82 Degrees Centigrade) Max.

PRIME: Self-Priming Up To 7.0 Ft. Vertical,
Max. Inlet Pressure 30 PSI (2.1 Bar)

PORTS: 3/8"-18 NPT Female

MATERIAL OF CONSTRUCTION:

PLASTICS- Nylon

VALVES Viton

DIAPHRAGM- Santoprene

FASTENERS- Zinc Plated Steel

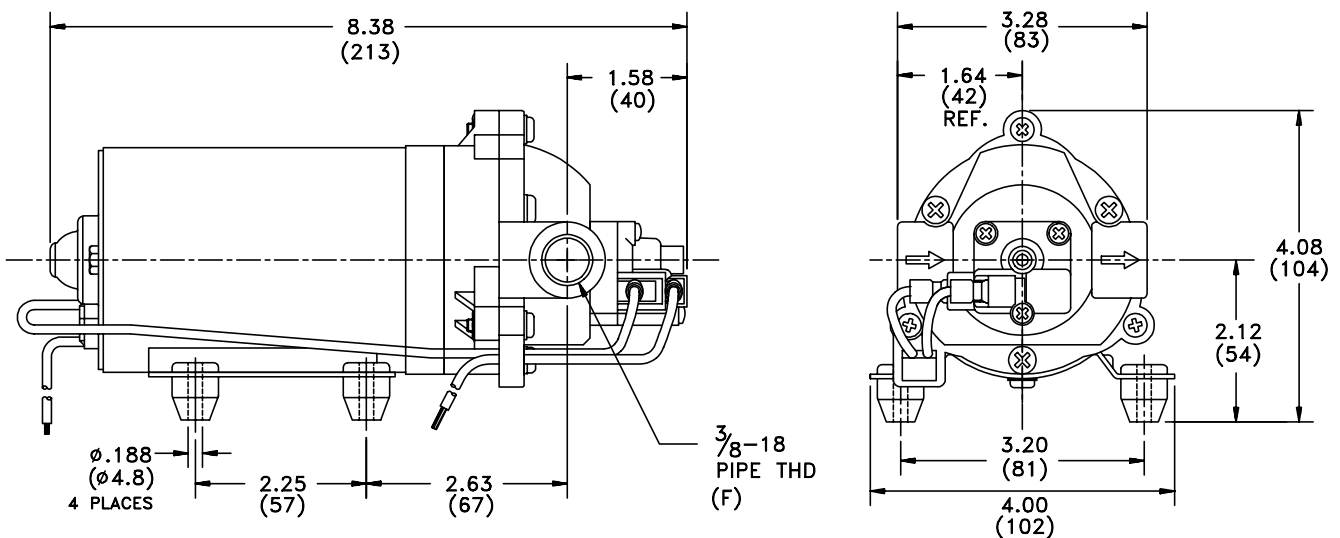
NET WEIGHT: 4.8 Lbs (2.18 Kg)

DUTY CYCLE: Intermittent (See Temperature Rise Chart)

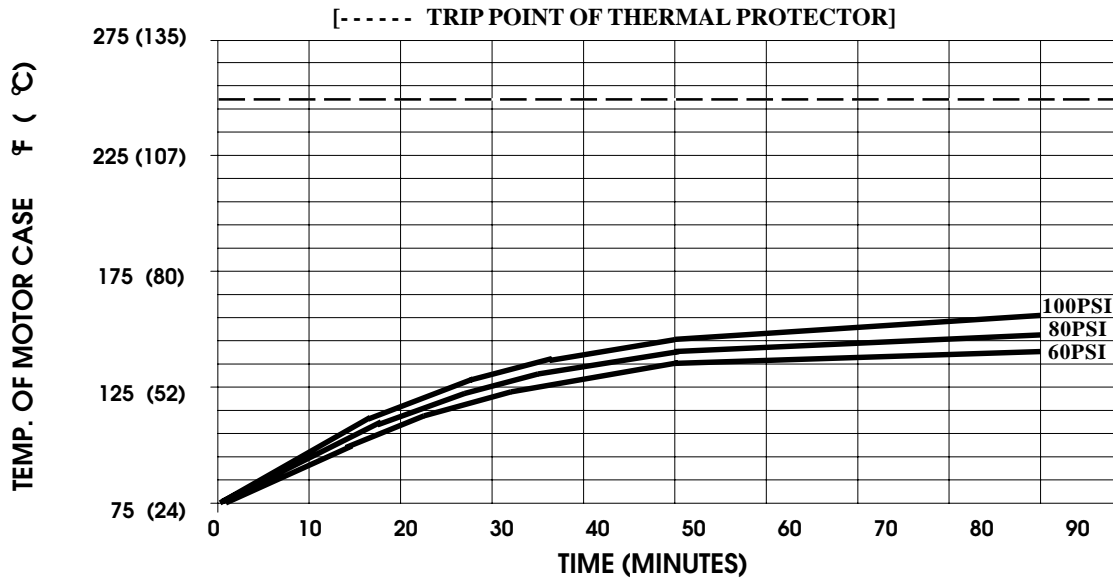
TYPICAL APPLICATIONS: Soil Extraction

APPROVALS: VDE Approved

DIMENSIONS:

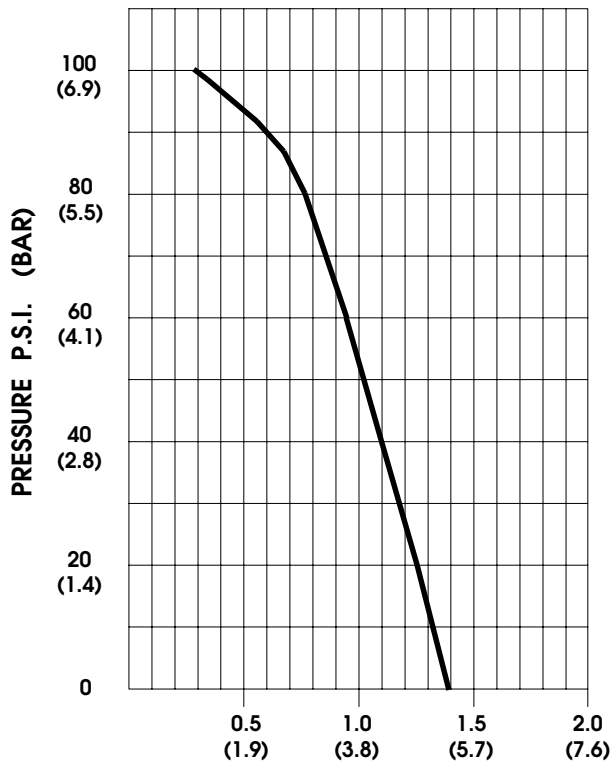


TEMPERATURE RISE



THIS GRAPH IS FOR USE AS A DESIGN GUIDE. IT IS BASED ON RUNNING CONTINUOUSLY WITH AN AMBIENT TEMPERATURE OF 70°F IN STILL AIR. THE THERMAL BREAKER WILL OPEN WHEN THE CASE TEMPERATURE REACHES 250°F.

TYPICAL PERFORMANCE



PRESSURE (PSI)	FLOW (GPM/LIT)	RPM MIN/MAX	CURRENT (AMPS)	VOLTAGE (VOLTS)
OPEN	1.42/5.4	2520/2540	0.20	230VAC
10	1.34/5.1	2445/2465	0.22	"
20	1.25/4.7	2380/2400	0.25	"
30	1.17/4.4	2315/2330	0.27	"
40	1.09/4.1	2245/2265	0.30	"
50	1.00/3.8	2205/2215	0.33	"
60	0.94/3.6	2155/2165	0.36	"
70	0.87/3.3	2095/2120	0.40	"
80	0.77/2.9	2055/2075	0.44	"
90	0.59/2.2	2010/2045	0.49	"
100	0.28/1.1	1955/2015	0.50	"

FLOW - GALLONS PER MINUTE (LITERS PER MINUTE)

-SPECIFICATIONS SUBJECT TO CHANGE WITHOUT NOTICE.

-ALL DATA BASED ON TESTING WITH WATER AT AMBIENT TEMPERATURE.