

SPECIFICATIONS:

MODEL NUMBER: 2088-313-145

PUMP DESIGN: Positive Displacement 3 Chamber Diaphragm Pump

CHECK VALVE: (1-Way Operation) Prevents Reverse Flow

CAM: 3.0 Degree

MOTOR: Permanent Magnet, P/N 11-185-06, Thermally Protected

VOLTAGE: 12 VDC Nominal

PRESSURE SWITCH: Adjustable from 30 to 50 PSI. Factory Set @ 45 PSI Shut-Off,
Turn On 25 PSI \pm 5 PSI

LIQUID TEMPERATURE: 170 Degrees Fahrenheit (77 Degrees Centigrade) Max.

PRIME: Self-Priming Up To 8.0 Ft. Vertical,
Max. Inlet Pressure 30 PSI (2.1 Bar)

PORTS: 1/2"-14 Male Parallel Thread

MATERIAL OF CONSTRUCTION:

PLASTICS- Polypropylene

VALVES- Viton

DIAPHRAGM- Santoprene

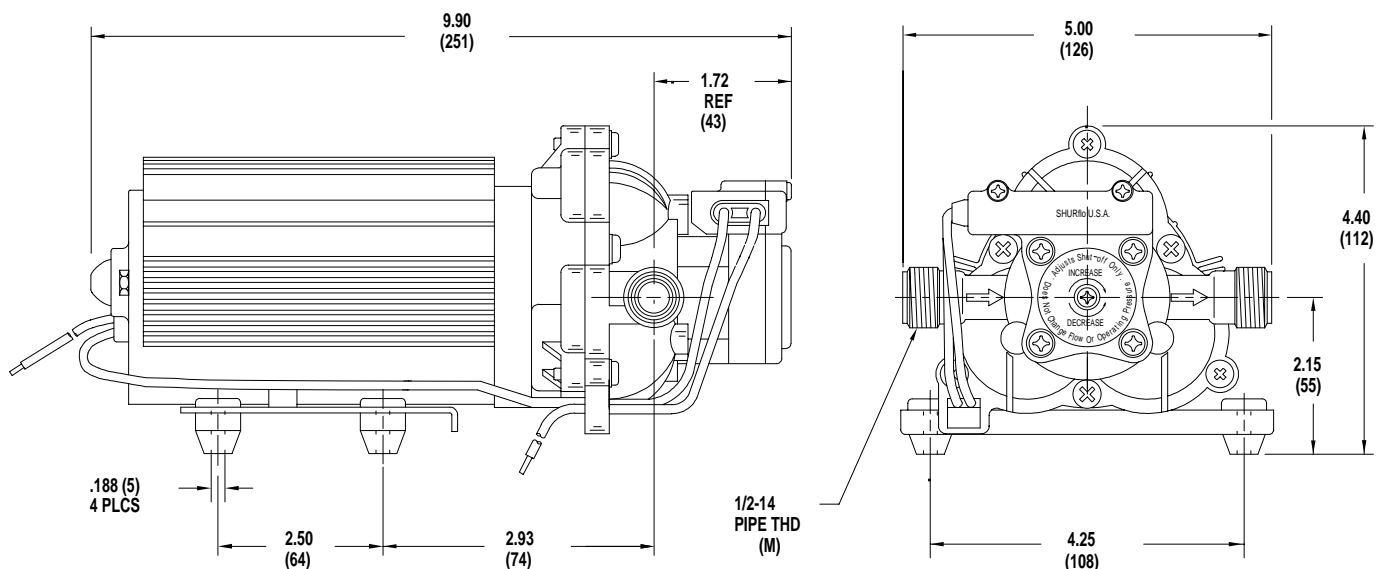
FASTENERS- Stainless Steel

NET WEIGHT: 6.8 Lbs (3.1 Kg)

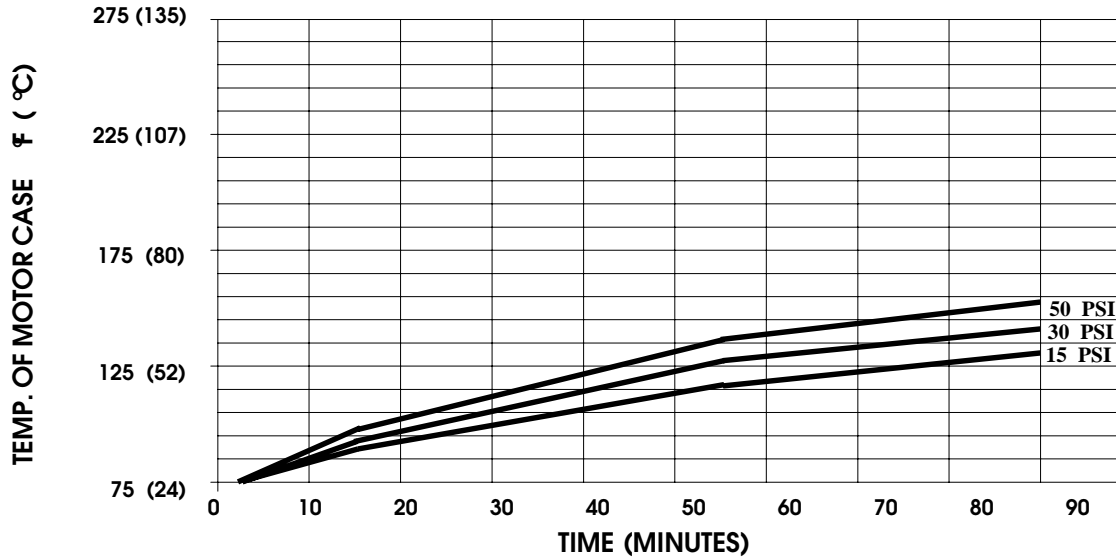
DUTY CYCLE: Continuous (See Temperature Rise Chart)

TYPICAL APPLICATIONS: Agricultural Spraying

DIMENSIONS:

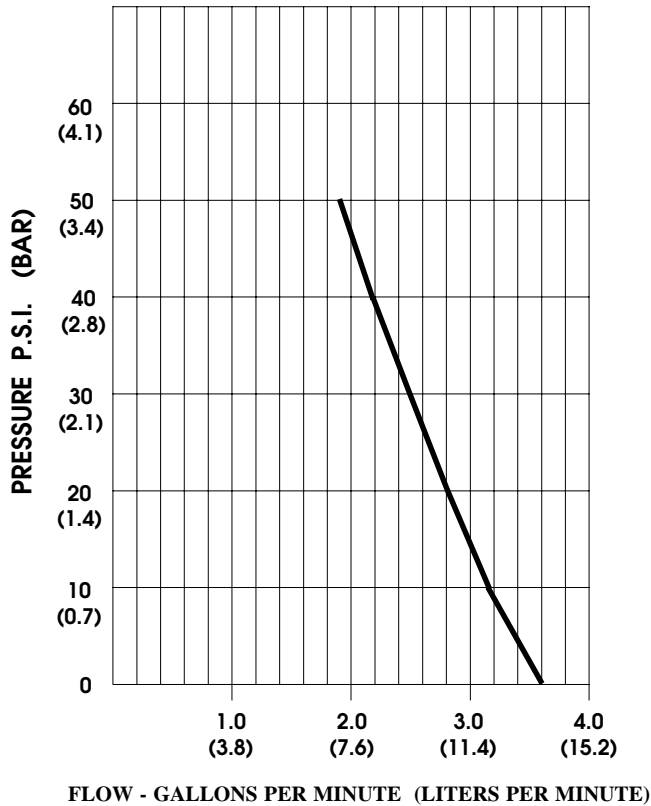


TEMPERATURE RISE



THIS GRAPH IS FOR USE AS A DESIGN GUIDE. IT IS BASED ON RUNNING CONTINUOUSLY WITH AN AMBIENT TEMPERATURE OF 70° F IN STILL AIR. THE THERMAL BREAKER WILL OPEN WHEN THE CASE TEMPERATURE REACHES 280° F.

TYPICAL PERFORMANCE



PRESSURE (PSI)	FLOW (GPM/LIT)	RPM MIN/MAX	CURRENT (AMPS)	VOLTAGE (VOLTS)
OPEN	3.60/13.6	2185/2300	6.1	12VDC
10	3.09/11.7	2160/2290	6.4	"
20	2.82/10.7	2125/2215	7.6	"
30	2.49/9.4	2095/2140	8.7	"
40	2.15/8.1	2080/2085	9.5	"
50	1.90/7.2	2060/2070	10.1	"

*-SPECIFICATIONS SUBJECT TO CHANGE WITHOUT NOTICE.
-ALL DATA BASED ON TESTING WITH WATER.*